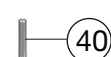

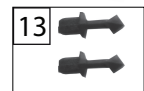
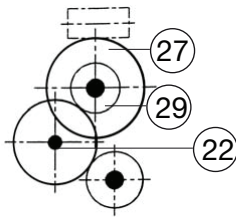




430003		E 69	Privatbahn	=	HO
Pos. Nr. Pos.no.	Beschreibung Description	Art.-Nr. Art.no.	Preisgruppe Price bracket		
1	LOKGEHÄUSE KPL.F.E69 430003 Body assembly complete	10430003	028		
2	UMLAUFBLECH F.430001 BR 69 Running board	11430001	016		
3	DACH O. STROMAABNEHMER 430003 Roof w/o Pantograph	12430003	023		
4	LICHTLEITER/SATZ F. 430001 Light conductor set	13430001	005		
5	FENSTERBLENDEN/SATZ F.430001 Set of windows	14430001	012		
6	BESCHWERUNG LACK F.430001 Ballast painted	16430001	013		
7	ISOLATOREN/SATZ F:430001 Set of isolators	18430001	012		
8	TRAFODECKEL F:430001 Transformer cover	194300011	006		
9	GRIFFSTANGEN-SATZ F.430003 Hand-rail -set	19430003	012		
10	GLOCKE GRAUALUMINIUM F.430001 Bell	19450600	006		
11	PFEIFE Whistle	00194617	002		
12	KUPPLUNGSHAKEN Coupling hook	00194824	002		
13	SIGNALSTÜTZEN/SATZ F.430003 Signal support - set	19494900	005		
14	LOKATERNE DB groß M.L.Lampene. Loco lamp,big with lamp inset	19494300	006		
15	SCHEIBENWISCHER -SATZ F.430001 Wiperscreen wiper set	19507400	008		
16	LOKFAHRGESTELL F:430003 Loco chassis	30430003	026		
17	ABDECKPLATTE F:430003 Cover plate	31430003	012		
18	BREMSKUPPLUNG KURZ/LANG -SATZ Brake hose-pipe set	31436001	008		
19	KUKU-DEICHSEL Short coupling reception	38405300	007		
20	MOTOR M.SCHW.F.4046 Motor with flywheel	00504046	029		
21	MOTORHALTEBUEGEL Motor retainer clip	00507903	004		
22	ACHSE Axle	00527008	001		
23	ACHSE F. DREHGESTELLBESTIGUNG Bogie fixation pin	00527010	001		
24	ACHSE Axle	52701200	001		
25	RADSATZ KPL. VORNE MIT ZAHNRAD Front wheelset complete with gear wheel	53435000	012		
26	RADSATZ KPL. HINTEN MIT ZAHNRAD Back wheelset complete with gear wheel	53435100	012		
27	ZAHNRAD M. RATSCHRING Z:28 Gear wheel with ratchet ring Z=28	00564178	005		
	UNTERSETZUNGSRAD Z:18/24 (o.Abb.) Reduction gear wheel Z=18/24 (w/o Illustr.)	00564179	006		
29	ZAHNRAD M.FED. F.4046 Gear wheel with spring	00564185	005		
30	WIPPE Rocker	61499100	006		
31	KONTAKTPILZGARNITUR Contacter pin assembly	64442000	009		
32	LEITERPLATTE KPL PCB complete	65419200	018		
33	LEITERPLATTE KPL. PCB complete	65419300	018		
34	PLUX-DIODENSTECKER Plux jumper	66400900	017		
35	DACHSTROMABNEHMER Roof pantograph	67433900	020		
36	SENKSCHRAUBEM 1,6x4 DIN7500 Countersunk screw M1,6x4 DIN7500	70900007	002		



430003		E 69	Privatbahn	=	H0
Pos. Nr. Pos.no.	Beschreibung Description	Art.-Nr. Art.no.	Preisgruppe Price bracket		
37	GF-SCHRAUBE M2x5 DIN7500 Self-tapping screw M2x5 DIN 7500	70900011	003		
38	SENKOPFBLECHSCHRAUBE KREUZSCH Countersunk tapping screw	00712509	001		
39	SENKOPFBLECHSCHRAUBE B 2,2 x Countersunk tapping screw B2.2	00714516	001		
40	ZYLINDERSTIFT 2 X 10 Cylinder pin 2x10	00730538	001		
41	STECKPUFFER Plug-in buffer	00754006	002		
42	STECK-PUFFER FLACH Plug-in buffer, flat	00754015	002		
43	RICHTFEDER F.KUPPLUNGSDEICHSEL Straightening spring for bogie coupling	76402900	002		
44	PROFI-STECKKUPPLUNG F.ZAHNRADB Profi clip-in coupling	6514	---		
45	PROFI-STECKKUPPLUNG Profi clip-in coupling	6515	---		
	PROFI-SCHLITZKUPPLUNG (o.Abb.) Profi slot coupling (w/o illustration)	6516	---		
	SCHLITZKUPPLUNG (o.Abb.) Slot coupling (w/o illustration)	6520	---		
	SCHLITZ-TAUSCHKUPPLUNG (o.Abb.) Standard slot coupling (w/o illustration)	6523	---		